



2024 annual report to the Community

North Haven School

North Haven School number: 1375

Partnership: Le Fevre Peninsula



School principal:

Joe Blefari

 Signature

Date of endorsement:

03/02/2025



Government
of South Australia
Department for Education

Context Statement

North Haven School caters for students from R-6. At the time of this report, the enrolment in 2024 is 262. North Haven School is classified as Category 5 on the Department for Education Index of Educational Disadvantage. At the time of this report, the school population includes 8% Aboriginal students, 6% students with disabilities. Further information about the school is available on the school's website (including its context statement), as well as the My School website.

Data Source: Department for Education data holdings from Mid census captured in AUGUST 2024.

Governing Council Report

As I reflect on the 2024 school year at North Haven School, I am proud of the dedication and effort from our school community in making last year a success. Our fundraising initiatives through events such as the school discos, Colour Fun Run, and Christmas raffles brought our students, staff, and families together. We are grateful to everyone who participated and contributed to these efforts. These events provided fun and engaging experiences for our students and raised essential funds to support school improvements and resources.

Another exciting highlight last year was our Sports Day, which saw the introduction of new team names: Yampu, Yaltu, Kardi, and Kurra. The energy and enthusiasm from students as they embraced their new teams and learned their chants were inspiring. Book Week was another wonderful event, with students embracing the opportunity to dress up as their favourite book characters. This event continues to be a favourite among students and staff, fostering a love for reading and creativity.

A special thank you must go to Deena and our amazing team of volunteers who have worked tirelessly to run the school canteen. Their efforts ensure that our canteen remains a valuable service to our school community, providing healthy and affordable options for students while remaining financially viable. We also extend our gratitude to the many parent and carer volunteers who have supported various school events and activities, from assisting in classrooms to transporting students to events and coaching school soccer teams. Your contributions make a significant difference in the experiences and opportunities available to our students.

This year, the introduction of The Resilience Project has supported student wellbeing. This program has helped embed important values such as gratitude, empathy, and mindfulness within our school culture. Additionally, our celebrations of World Autism Awareness Day, our traditional Remembrance Day Ceremony, Japanese Festival Day, End of Year Concert and the much-anticipated North Haven's Got Talent, have reinforced our commitment to inclusivity, respect, and student engagement.

A big thank you to our Governing Council members for their active involvement and dedication throughout the year. Your contributions to various sub-committees, including finance, canteen, fundraising, OSHC, and education, have been invaluable in ensuring the smooth operation and continued growth of our school. Your efforts and commitment to North Haven School are truly appreciated, and we are grateful for your time, expertise, and passion.

Finally, I would like to extend my heartfelt thanks to the wonderful staff and leadership team at North Haven School. Your dedication to teaching and learning, and your commitment to providing a safe and inclusive environment for all students, do not go unnoticed. The success of this school year is a testament to your hard work and passion for education. I look forward to another year of growth, collaboration, and community spirit at North Haven School in 2025.

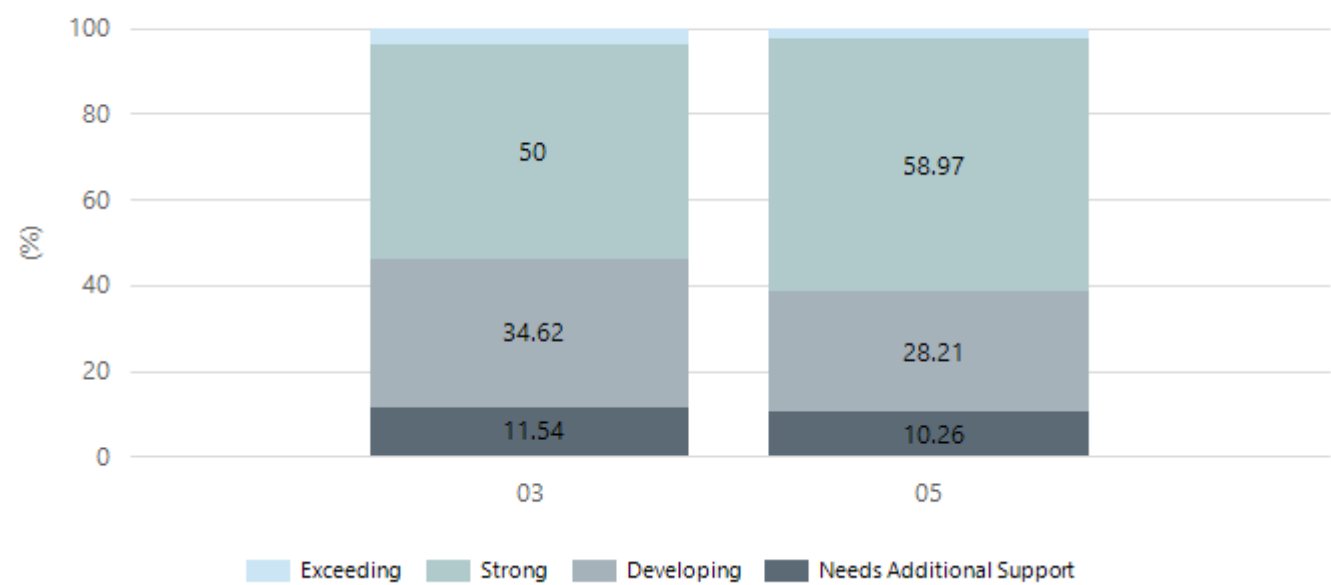
Sheridyn Johnson
Governing Council Chairperson

Performance Summary

NAPLAN Proficiency

In 2023 the Australian Curriculum, Assessment and Reporting Authority (ACARA) - a Commonwealth Independent statutory authority - announced changes to NAPLAN performance reporting. The new approach replaces the previous numerical NAPLAN bands and the national minimum standard.

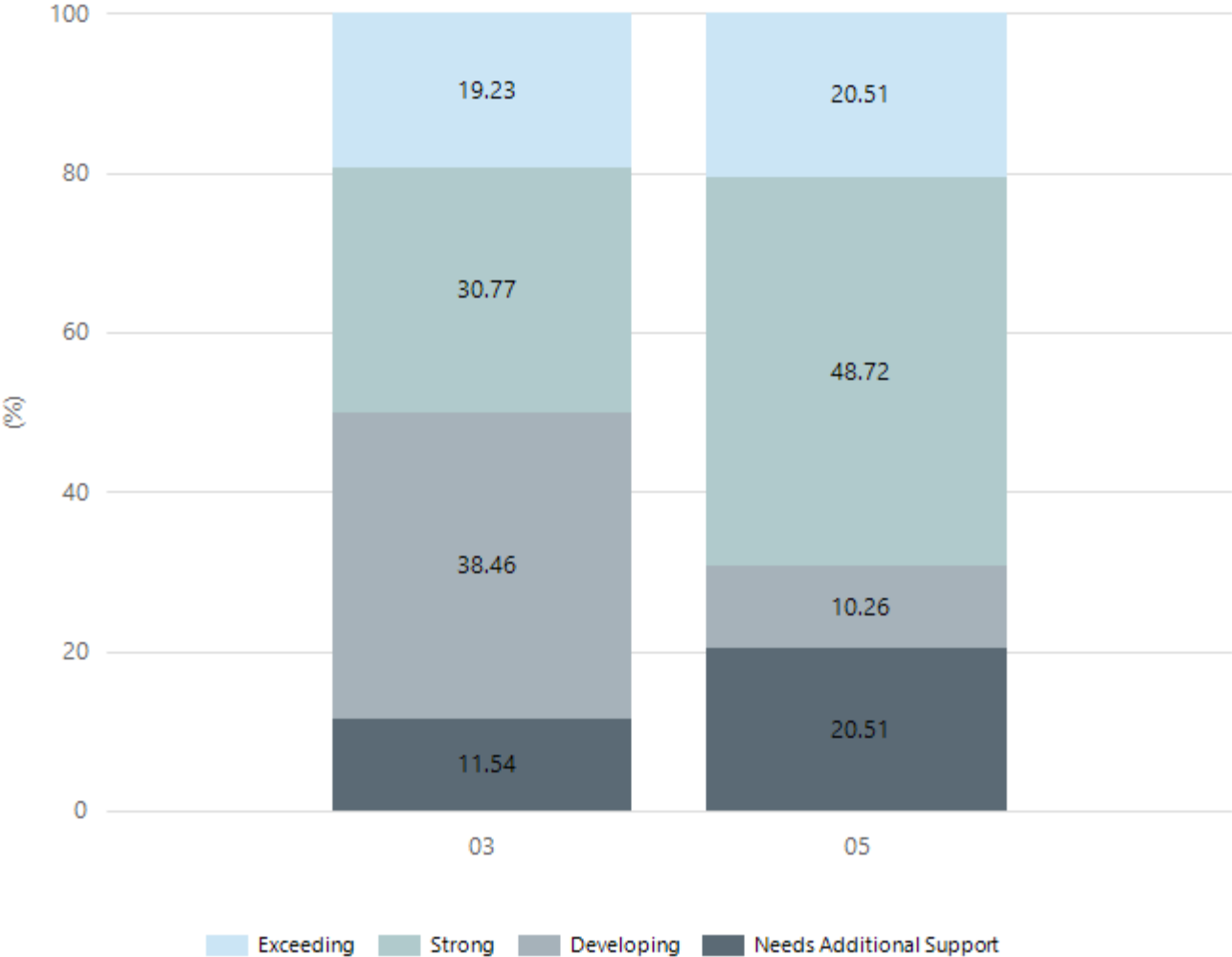
Numeracy



Year Level	03	05
Exceeding	1	1
Strong	13	23
Developing	9	11
Needs Additional Support	3	4
Total	26	39

Data Source: Department for Education Assessment Data Holdings, 2024. If there are less than 6 students who sat NAPLAN in a school, no information will be shown. If a year level has less than 6 students, that year level will not be shown in NAPLAN results.

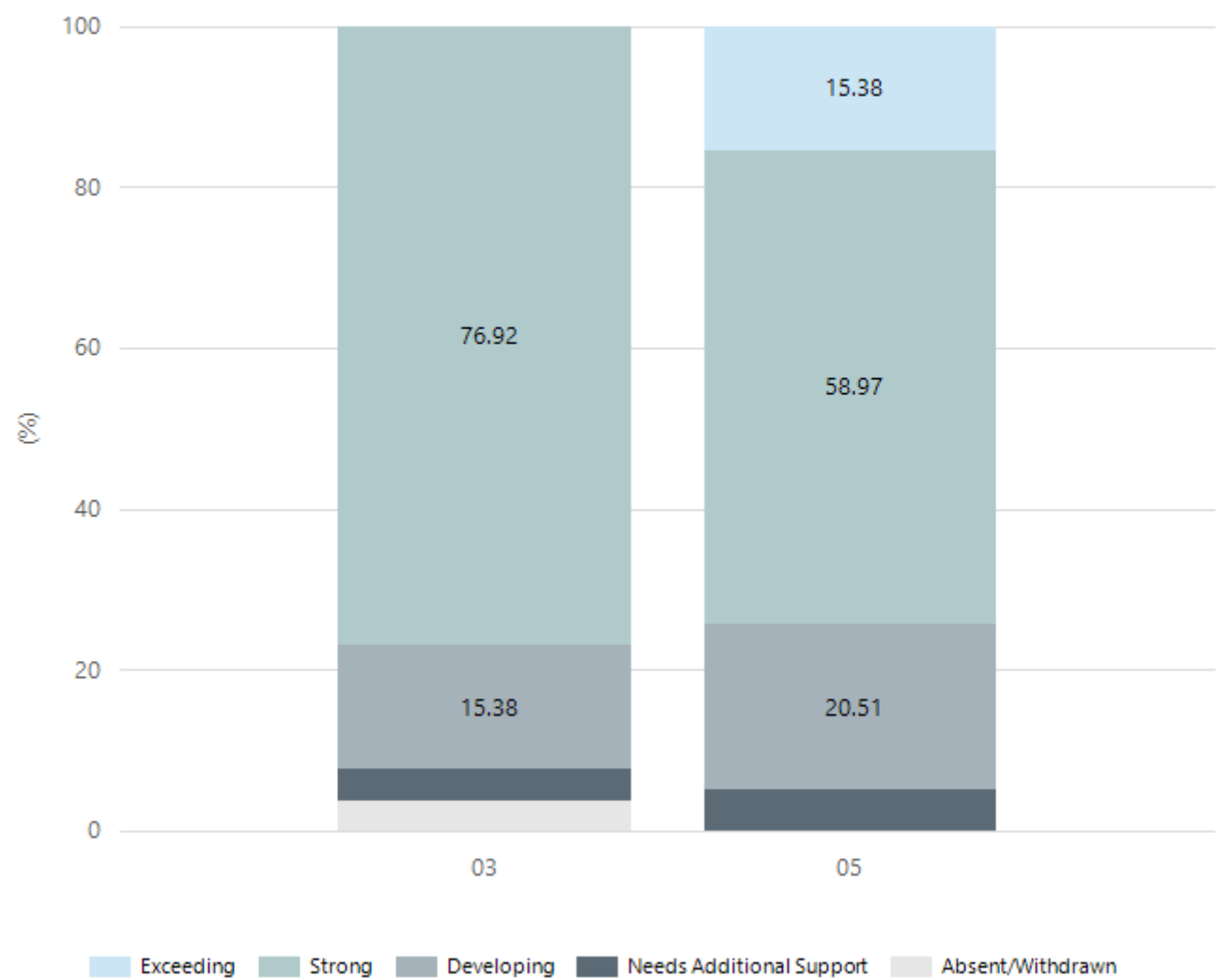
Reading



Year Level	03	05
Exceeding	5	8
Strong	8	19
Developing	10	4
Needs Additional Support	3	8
Total	26	39

Data Source: Department for Education Assessment Data Holdings, 2024. If there are less than 6 students who sat NAPLAN in a school, no information will be shown. If a year level has less than 6 students, that year level will not be shown in NAPLAN results.

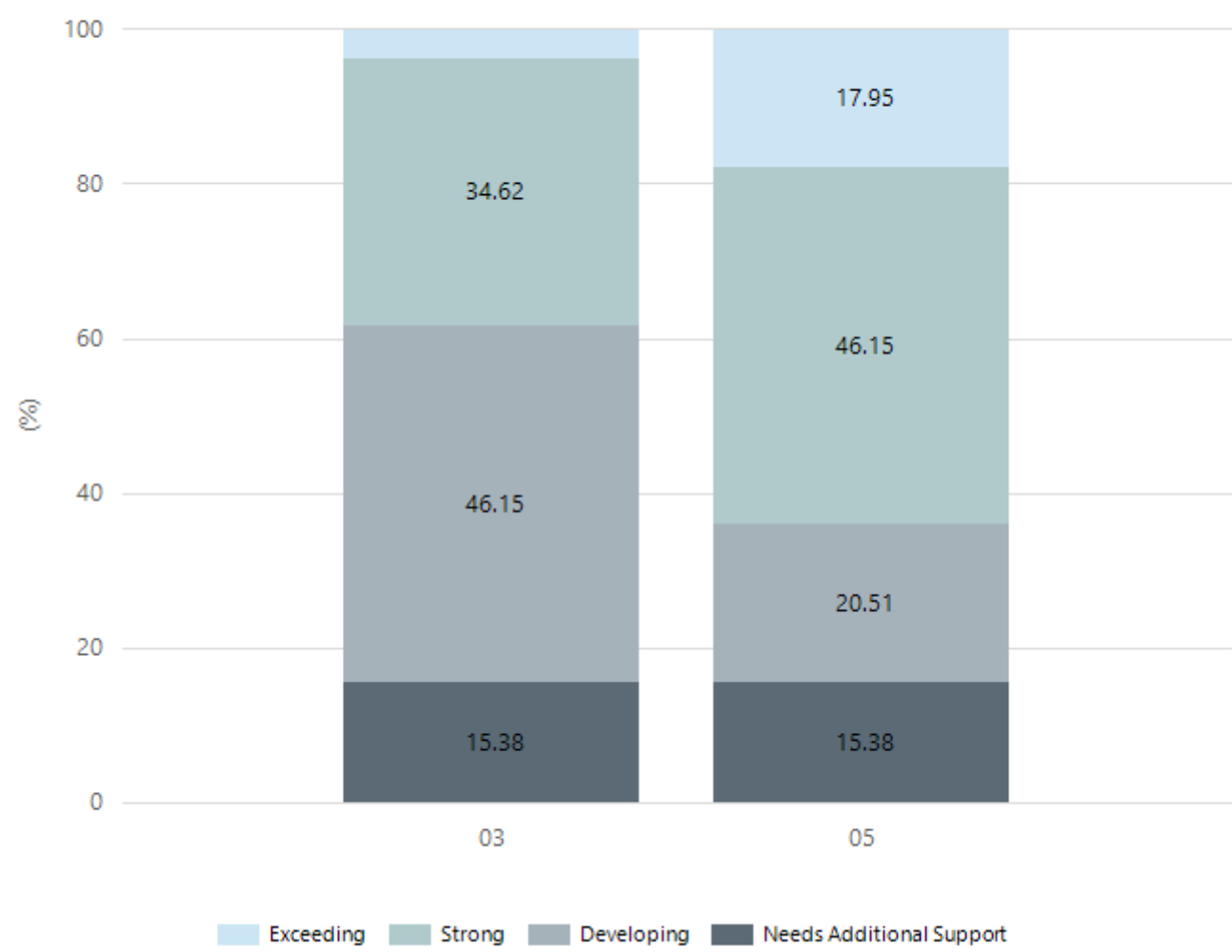
Writing



Year Level	03	05
Exceeding		6
Strong	20	23
Developing	4	8
Needs Additional Support	1	2
Absent/Withdrawn	1	
Total	26	39

Data Source: Department for Education Assessment Data Holdings, 2024. If there are less than 6 students who sat NAPLAN in a school, no information will be shown. If a year level has less than 6 students, that year level will not be shown in NAPLAN results.

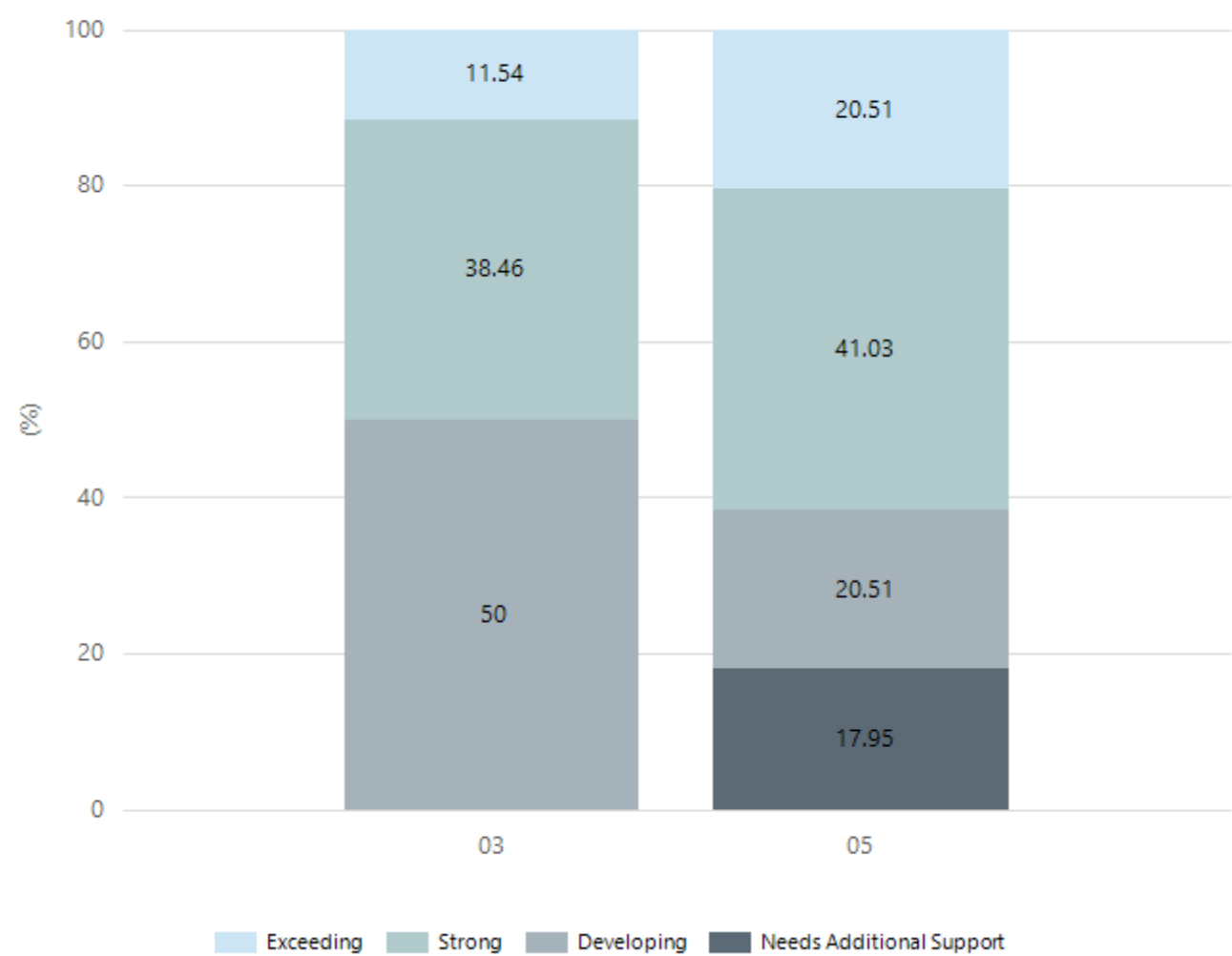
Grammar



Year Level	03	05
Exceeding	1	7
Strong	9	18
Developing	12	8
Needs Additional Support	4	6
Total	26	39

Data Source: Department for Education Assessment Data Holdings, 2024. If there are less than 6 students who sat NAPLAN in a school, no information will be shown. If a year level has less than 6 students, that year level will not be shown in NAPLAN results.

Spelling



Year Level	03	05
Exceeding	3	8
Strong	10	16
Developing	13	8
Needs Additional Support		7
Total	26	39

Data Source: Department for Education Assessment Data Holdings, 2024. If there are less than 6 students who sat NAPLAN in a school, no information will be shown. If a year level has less than 6 students, that year level will not be shown in NAPLAN results.

Phonics Screening Check

Each year in term 3, our year 1 students undertake the Department for Education Phonics Screening Check. Students are asked to read a list of 40 words comprising of real words and pseudo words. The year 1 benchmark is a score of 28 out of 40. In 2024, 82% of North Haven School’s year 1 students reached benchmark. Their average score was 32 out of 40.

School Attendance

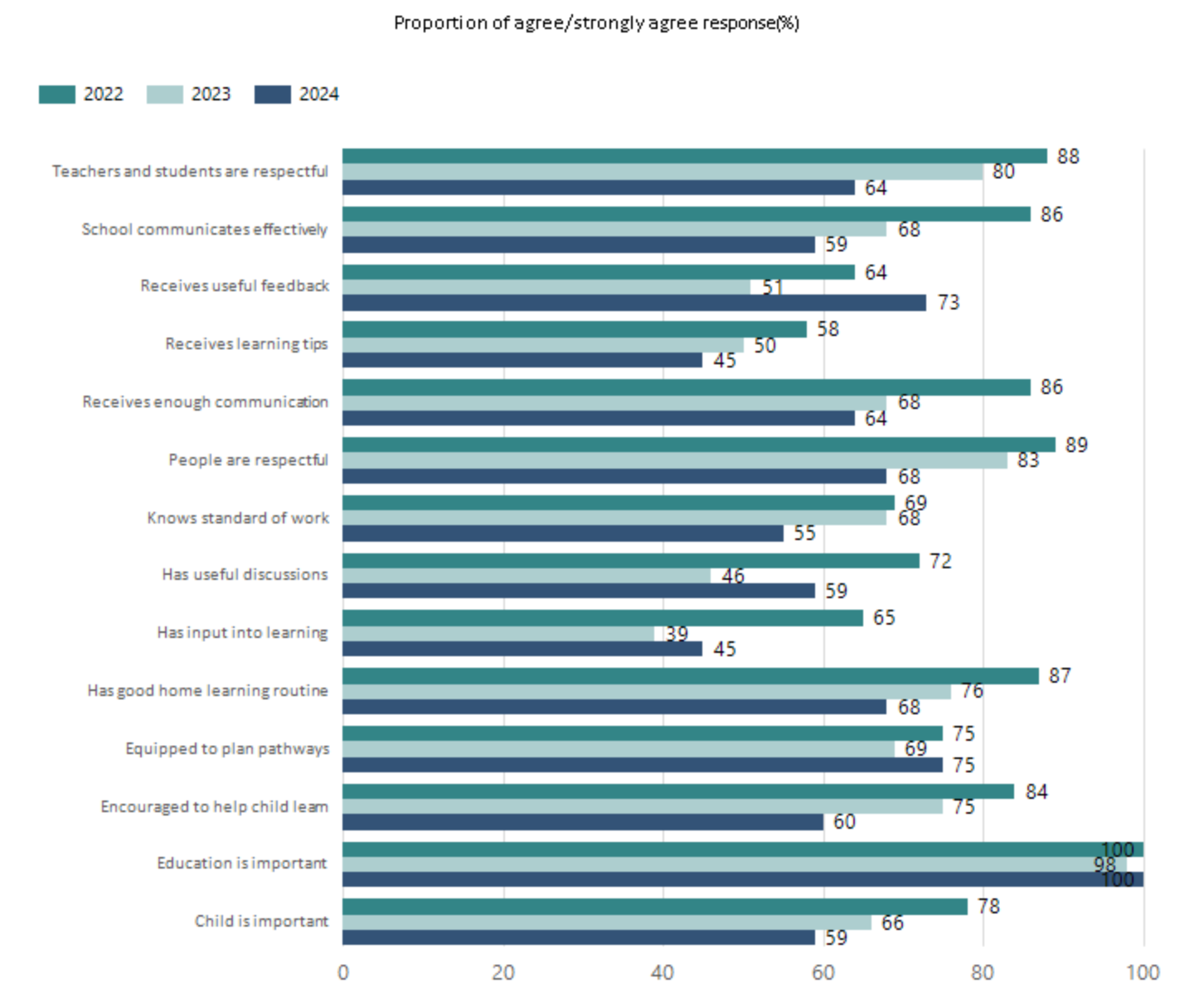
Year Level	2022	2023	2024
Reception	89.0%	91.6%	85.4%
Year 01	86.7%	90.7%	92.9%
Year 02	87.0%	87.7%	90.0%
Year 03	91.3%	89.9%	88.1%
Year 04	88.3%	91.4%	88.3%
Year 05	87.9%	89.1%	92.0%
Year 06	83.1%	90.5%	91.1%
Total	87.9%	90.1%	89.7%

Data Source: Department for Education Attendance Data, Semester 1 Report 2024. A blank cell indicates there we no students enrolled. 'Primary Other' includes students enrolled in specialised education options. 'Secondary Other' includes students who have already spent a year at Year 12 and elected to undertake further study at Year 12.

Attendance Comment

In South Australia, all children and young people must be in school from 6 years to 16 years old. They must attend a government or non-government school full time. From age 16 to 17 however, young people must attend school or an approved learning program (such as an apprenticeship, traineeship, accredited course or university). Schools and parents must encourage and support students to come to school every day. Parents and caregivers must make sure their child is enrolled in a school, and attends school all day and everyday it is open, unless a child is sick or has an approved exemption. Teachers and leaders actively follow up when a student misses school, including recording all absences and non-attendance. All schools in South Australia have local attendance procedures governed under the Education and Children's Services Regulations 2020.

School Parent Opinion Survey Results



Data Source: 2024 Department for Education Parent Opinions Survey, Term 3 2024.

Intended Destination

Leave Reason	Number	%
TG - TRANSFERRED TO SA GOVERNMENT SCHOOL	11	100.0%

Data Source: Department for Education Destination Data Report, 2024. Data extract term 3 2024. Data shows recorded destinations for students that left the school in the previous year. Data is uploaded by schools in term 3 and may not reflect final or total figures at time of report creation.

Highest Qualifications held by the teaching workforce and workforce composition

All teachers at this school are qualified and registered with the SA Teachers Registration Board.

Qualification Level	Number of Qualifications
Bachelor's degrees or Diplomas	13
Postgraduate Qualifications	6

Data Source: Data extracted from Mandatory Workforce Information Collections as on the last pay date of June 2024. As self-reported by staff in the system.

Please note: Data includes staff who are Actively employed and on extended paid leave. Please note only the highest qualification of the Teaching staff is reported. Excludes any number of other certifications earned.

Workforce composition including indigenous staff

	Teaching Staff		Non-Teaching Staff	
	Indigenous	Non-Indigenous	Indigenous	Non-Indigenous
Full-Time Equivalents	0.0	16.3	0.0	8.3
Persons	0.0	19.0	0.0	14.0

Data Source: Data extracted from Mandatory Workforce Information Collection as on the last pay date of June 2024.

Please note: Data includes staff who are actively employed and on extended paid leave. "Indigenous category" is self-reported by staff in the system.

Financial Statement

Funding Source	Amount
Grants: State	\$4500
Grants: Commonwealth	\$2100
Parent Contributions	\$48, 986.25
Fund Raising	\$16, 536.51
Other	nil

Data Source: School supplied data.