



2025 annual report to the Community

North Haven School

North Haven School number: 1375

Partnership: Le Fevre Peninsula



School principal:

Joe Blefari

A handwritten signature in black ink.

Date of endorsement:

03/02/2026



Government
of South Australia
Department for Education

Context Statement

North Haven School caters for students from R-6. At the time of this report, the enrolment in 2025 is 249. North Haven School is classified as Category 5 on the Department for Education Index of Educational Disadvantage. At the time of this report, the school population includes 6% Aboriginal students, 5% students with disabilities. Further information about the school is available on the school's website (including its context statement), as well as the My School website.

Data Source: Department for Education data holdings from Mid census captured in AUGUST 2025.

Governing Council Report

The 2025 school year was another highly successful year at North Haven School, and it has been a pleasure to serve the school community as Chairperson of the Governing Council.

As part of the school's continued focus on student wellbeing, the introduction of Passion Projects across the school was a significant highlight. This initiative provided students with the opportunity to identify areas of personal interest and spend Friday afternoons engaged in hands on learning experiences. Passion Projects included cooking, gardening, dance, sport, skateboarding, drama, face painting, still art, model making and many more. It was pleasing to see parents involved in supporting these experiences, further strengthening the connection between school and home.

The school community also came together through a number of successful fundraising events, including two school discos, the Christmas raffle and the library book fair. Funds raised supported families by subsidising Chromebook costs and contributed to the purchase of new sporting and nature play equipment, directly benefiting our students.

Students were provided with numerous opportunities in the Arts throughout the year. Middle Primary and Senior Choirs continued to thrive, with the Senior Choir performing at the Adelaide Entertainment Centre as part of the Primary Schools Music Festival. Wakakirri involved more than 50 students from Years 3 to 6, who worked together to create and perform a powerful drama and song performance at the Norwood Town Hall in front of a large audience. Their performance delivered an important message about appropriate mobile phone and social media use and made our school community extremely proud.

Whole school events continued to be a highlight for students, including Sports Day, the Book Week Parade and Japanese Culture Day. Students particularly enjoyed the opportunity to purchase Japanese style foods such as sushi from the canteen for the first time. Feedback was also positive following the school's first ever whole school end of year excursion to AFL Max.

The end of year concert was another memorable highlight, with students performing beautifully both within their classes and as part of the overall production. Student hosts, both pre filmed and live, helped bring the event together in a warm and engaging way, with their good humour adding to the enjoyment of the evening.

Father's Day and Mother's Day coffee mornings were greatly appreciated and well attended, providing a relaxed and welcoming opportunity for connection within our community.

The canteen, run by the amazing Deena and supported by our wonderful volunteers, continues to provide an important service to our school community and remains financially viable. Their ongoing commitment is greatly appreciated.

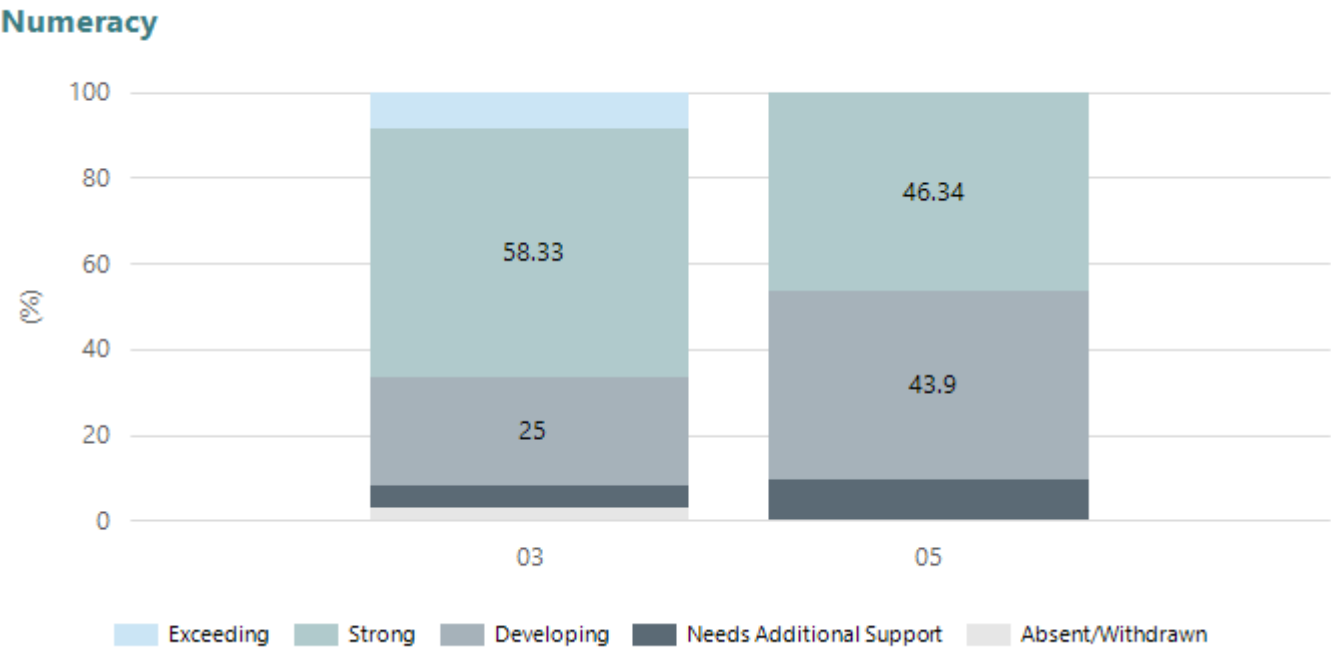
I would like to sincerely thank the Governing Council members for their dedication, commitment and willingness to provide a valuable voice and insight in support of our school. I also thank the dedicated staff at North Haven School who remain focused on supporting students' learning and social development. Finally, I would like to acknowledge our students who make North Haven School a special place where students are able to thrive in both their learning and friendships. I look forward to continuing this important work together in 2026.

Sheridyn Johnson
North Haven School Governing Council Chairperson

Performance Summary

NAPLAN Proficiency

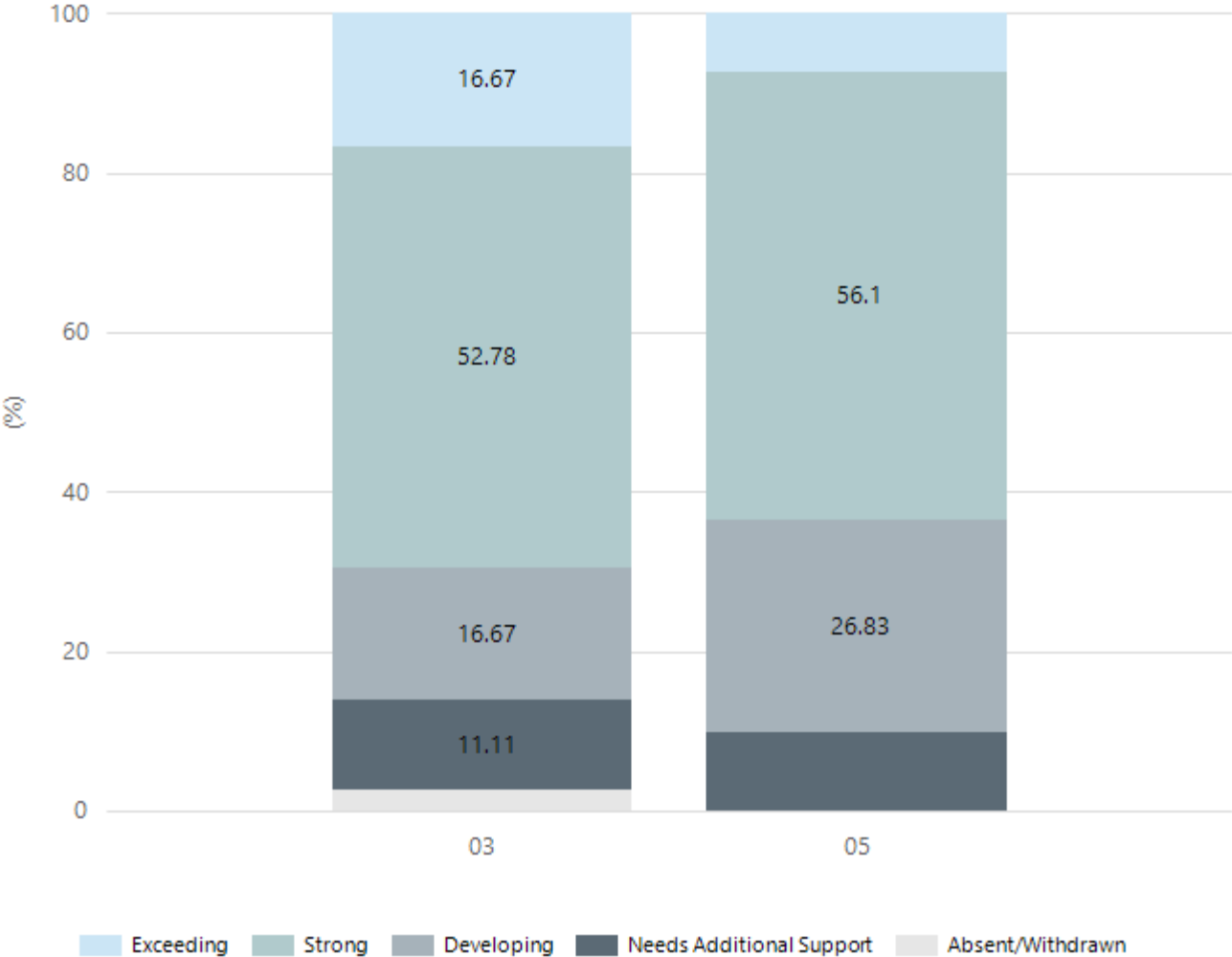
In 2023 the Australian Curriculum, Assessment and Reporting Authority (ACARA) - a Commonwealth Independent statutory authority - announced changes to NAPLAN performance reporting. The new approach replaces the previous numerical NAPLAN bands and the national minimum standard.



Year Level	03	05
Exceeding	3	
Strong	21	19
Developing	9	18
Needs Additional Support	2	4
Absent/Withdrawn	1	
Total	36	41

Data Source: Department for Education Assessment Data Holdings, 2025. If there are less than 6 students who sat NAPLAN in a school, no information will be shown. If a year level has less than 6 students, that year level will not be shown in NAPLAN results.

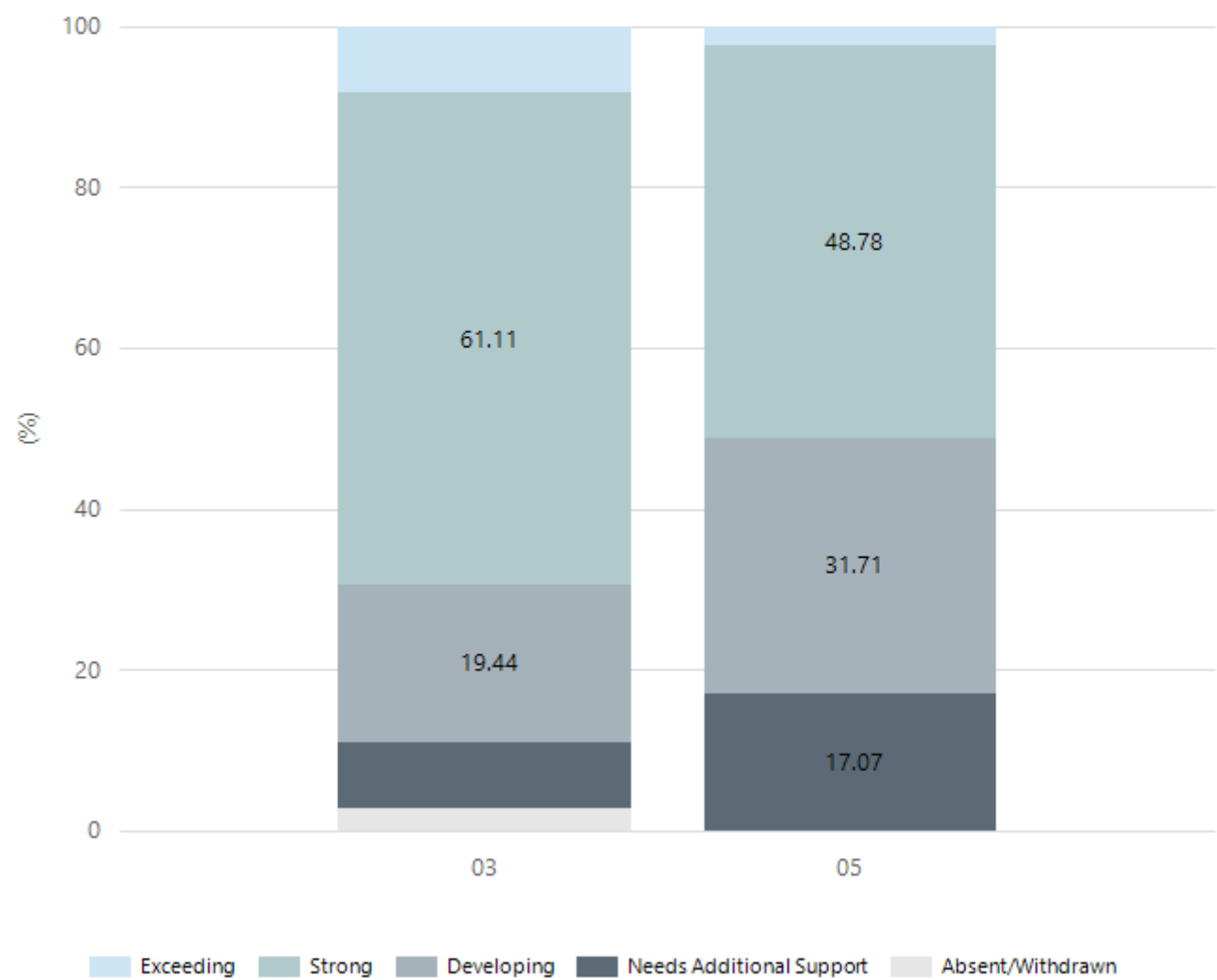
Reading



Year Level	03	05
Exceeding	6	3
Strong	19	23
Developing	6	11
Needs Additional Support	4	4
Absent/Withdrawn	1	
Total	36	41

Data Source: Department for Education Assessment Data Holdings, 2025. If there are less than 6 students who sat NAPLAN in a school, no information will be shown. If a year level has less than 6 students, that year level will not be shown in NAPLAN results.

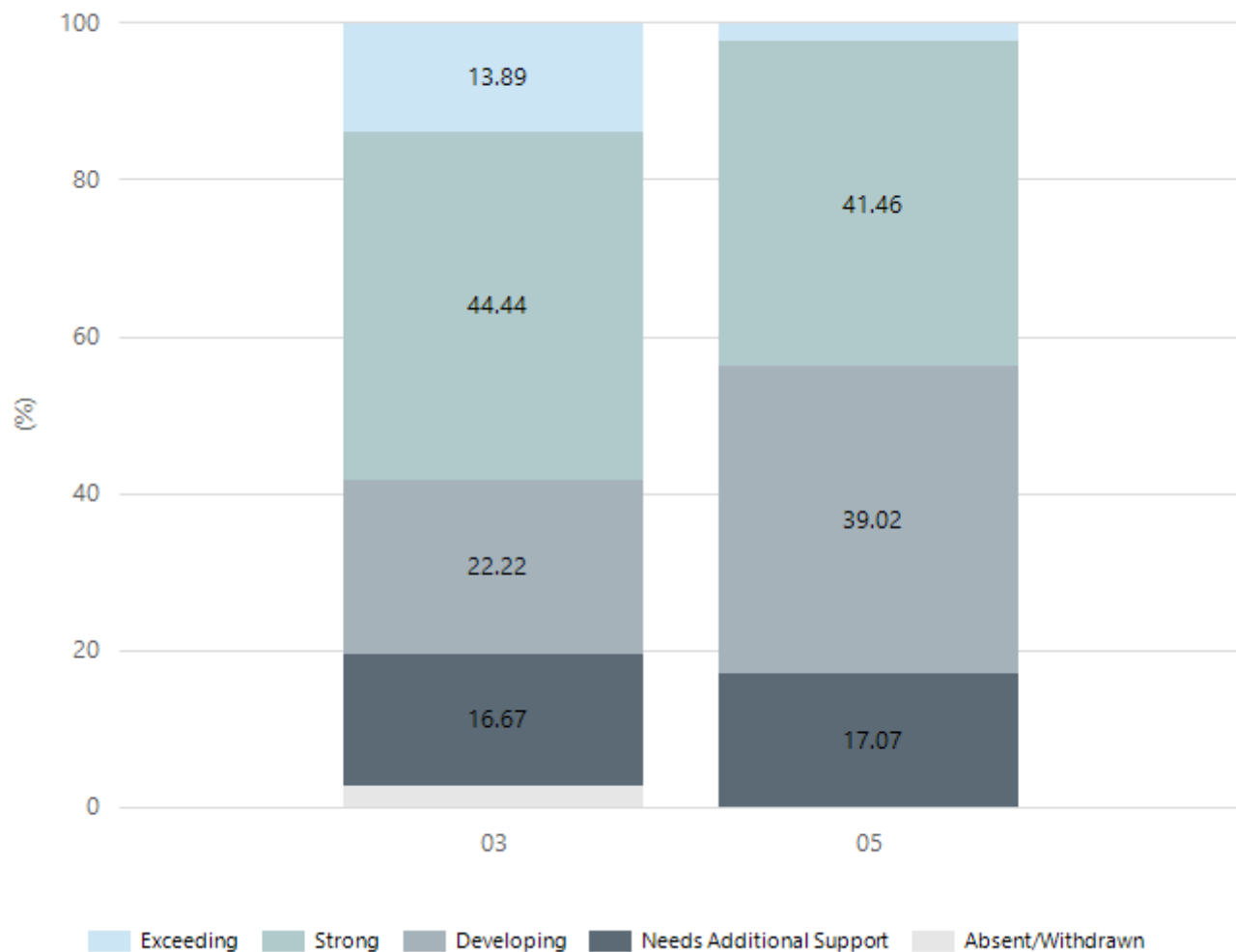
Writing



Year Level	03	05
Exceeding	3	1
Strong	22	20
Developing	7	13
Needs Additional Support	3	7
Absent/Withdrawn	1	
Total	36	41

Data Source: Department for Education Assessment Data Holdings, 2025. If there are less than 6 students who sat NAPLAN in a school, no information will be shown. If a year level has less than 6 students, that year level will not be shown in NAPLAN results.

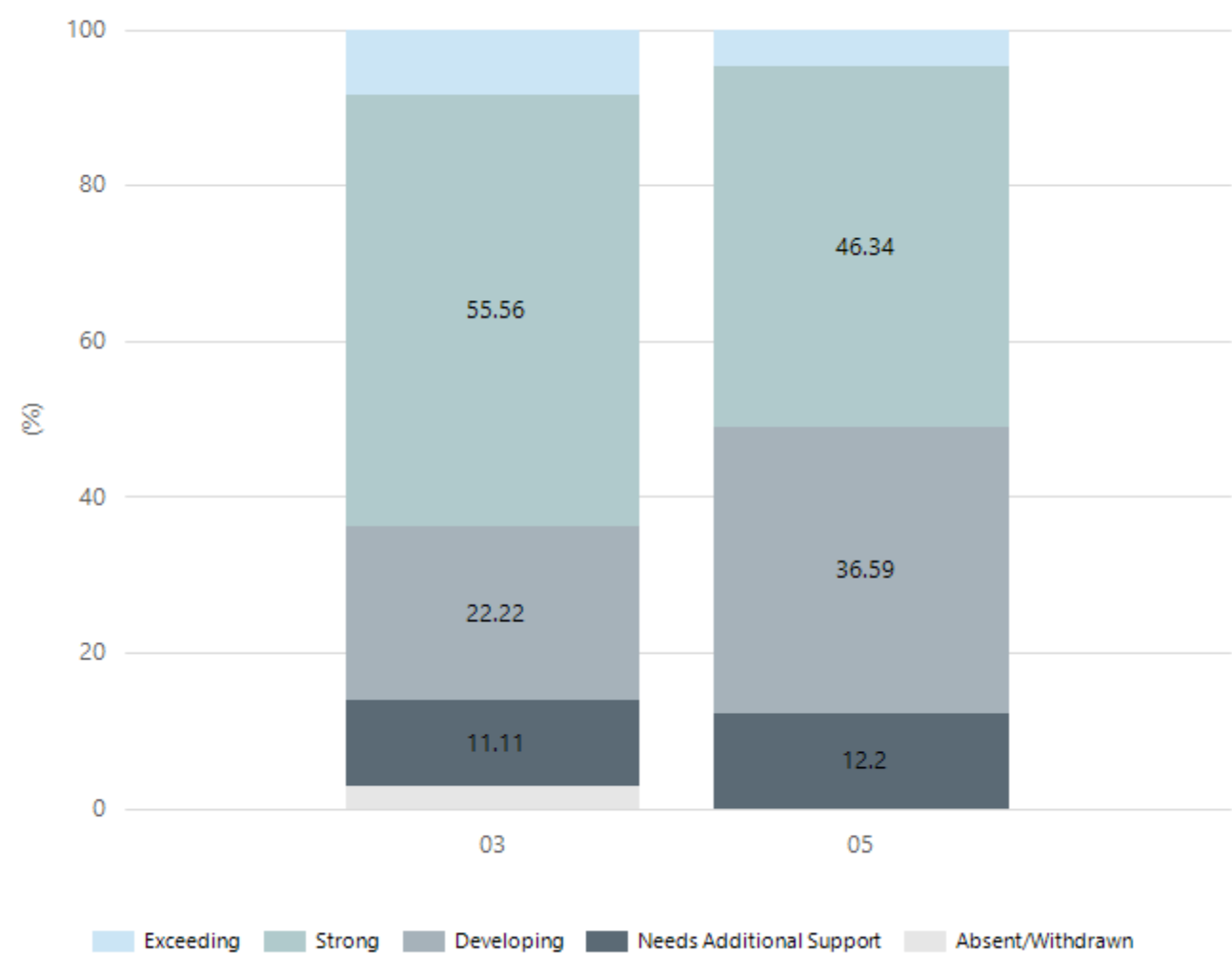
Grammar



Year Level	03	05
Exceeding	5	1
Strong	16	17
Developing	8	16
Needs Additional Support	6	7
Absent/Withdrawn	1	
Total	36	41

Data Source: Department for Education Assessment Data Holdings, 2025. If there are less than 6 students who sat NAPLAN in a school, no information will be shown. If a year level has less than 6 students, that year level will not be shown in NAPLAN results.

Spelling



Year Level	03	05
Exceeding	3	2
Strong	20	19
Developing	8	15
Needs Additional Support	4	5
Absent/Withdrawn	1	
Total	36	41

Data Source: Department for Education Assessment Data Holdings, 2025. If there are less than 6 students who sat NAPLAN in a school, no information will be shown. If a year level has less than 6 students, that year level will not be shown in NAPLAN results.

Phonics Screening Check

Each year in term 3, our year 1 students undertake the Department for Education Phonics Screening Check. Students are asked to read a list of 40 words comprising of real words and pseudo words. The year 1 benchmark is a score of 28 out of 40. In 2025, 88% of North Haven School’s year 1 students reached benchmark.

School Attendance

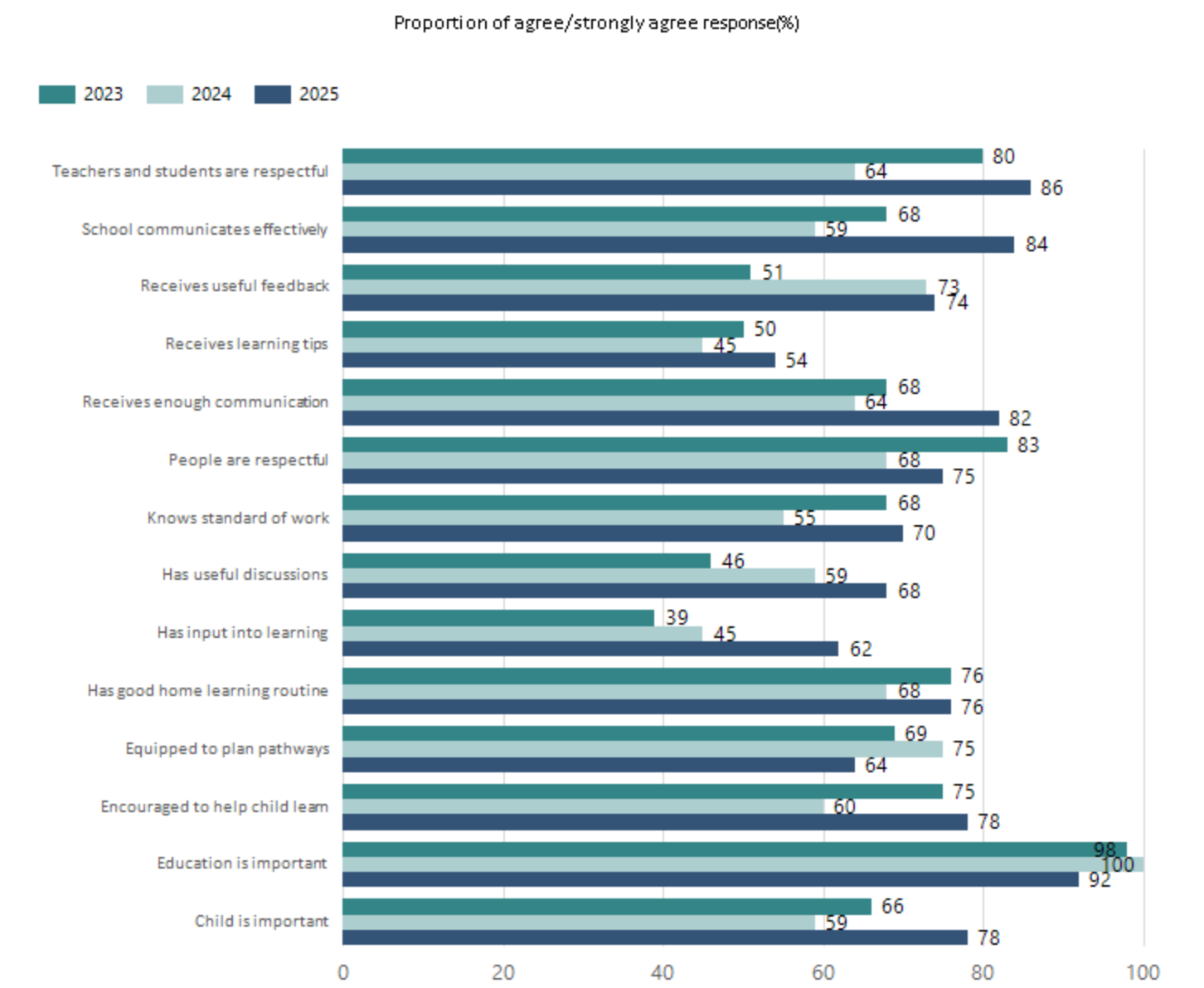
Year Level	2023	2024	2025
Reception	91.6%	85.4%	88.8%
Year 01	90.7%	92.9%	87.0%
Year 02	87.7%	90.0%	92.8%
Year 03	89.9%	88.1%	90.8%
Year 04	91.4%	88.3%	86.3%
Year 05	89.1%	92.0%	87.5%
Year 06	90.5%	91.1%	86.2%
Total	90.1%	89.7%	88.4%

Data Source: Department for Education Attendance Data, Semester 1 Report 2025. A blank cell indicates there we no students enrolled. 'Primary Other' includes students enrolled in specialised education options. 'Secondary Other' includes students who have already spent a year at Year 12 and elected to undertake further study at Year 12.

Attendance Comment

In South Australia, all children and young people must be in school from 6 years to 16 years old. They must attend a government or non-government school full time. From age 16 to 17 however, young people must attend school or an approved learning program (such as an apprenticeship, traineeship, accredited course or university). Schools and parents must encourage and support students to come to school every day. Parents and caregivers must make sure their child is enrolled in a school, and attends school all day and everyday it is open, unless a child is sick or has an approved exemption. Teachers and leaders actively follow up when a student misses school, including recording all absences and non-attendance. All schools in South Australia have local attendance procedures governed under the Education and Children's Services Regulations 2020.

School Parent Opinion Survey Results



Data Source: 2025 Department for Education Parent Opinions Survey, Term 3 2025.

Intended Destination

Leave Reason	Number	%
IS - INTERSTATE	8	67.0%
NG - ATTENDING NON-GOV SCHOOL IN SA	1	8.0%
TG - TRANSFERRED TO SA GOVERNMENT SCHOOL	1	8.0%
U - UNKNOWN	2	17.0%

Data Source: Department for Education Destination Data Report, 2025. Data extract term 3 2025. Data shows recorded destinations for students that left the school in the previous year. Data is uploaded by schools in term 3 and may not reflect final or total figures at time of report creation.

Highest Qualifications held by the teaching workforce and workforce composition

All teachers at this school are qualified and registered with the SA Teachers Registration Board.

Qualification Level	Number of Qualifications
Bachelor's degrees or Diplomas	12
Postgraduate Qualifications	6

Data Source: Data extracted from Mandatory Workforce Information Collections as on the last pay date of June 2025. As self-reported by staff in the system.

Please note: Data includes staff who are Actively employed and on extended paid leave. Please note only the highest qualification of the Teaching staff is reported. Excludes any number of other certifications earned.

Workforce composition including indigenous staff

	Teaching Staff		Non-Teaching Staff	
	Indigenous	Non-Indigenous	Indigenous	Non-Indigenous
Full-Time Equivalents	0.0	15.3	0.8	7.3
Persons	0.0	18.0	2.0	11.0

Data Source: Data extracted from Mandatory Workforce Information Collection as on the last pay date of June 2025.

Please note: Data includes staff who are actively employed and on extended paid leave. "Indigenous category" is self-reported by staff in the system.

Financial Statement

Funding Source	Amount
Grants: State	nil
Grants: Commonwealth	\$2100
Parent Contributions	\$32, 520
Fund Raising	\$7744.60
Other	\$4609.24

Data Source: School supplied data.